

**District Vision Statement**  
Students First

**District Mission Statement**

The mission of the Oscoda Area Schools, through partnership with the home and community, is to deliver comprehensive and challenging learning experiences, preparing all students to become productive, responsible members of society.

**We believe:**

- Everyone can learn and contribute.
- All employees and volunteers are partners in learning.
- Families share in the responsibility of educating the child.
- Everyone should have respect for self and others.
- Community support and involvement are essential to the success of our school.

**Community Description**

Oscoda Area School District covers approximately 390 square miles in scenic northeast Michigan situated on the beautiful AuSable River and Lake Huron. The area provides a variety of opportunities for outdoor enthusiasts. Thousands of tourists take advantage of our year round recreational facilities.

Cedar Lake Elementary is located downtown Oscoda. The school currently houses a three year old preschool (B-3) program, the Great Start Readiness Program for four year olds (B-4) and elementary students K-2. Upon completion of 2<sup>nd</sup> grade, students transition to Richardson Elementary Middle School (REMS). Teachers at Cedar Lake work closely with the staff of REMS to make a smooth transition.

**2008-2009 Highlights**

- \* 330 Pre K-2 Students
- \* 47 B-4 Preschool Students
- \* 23 B-3 Preschool Students
- \* Universal Breakfast Program—FREE to all students
- \* Enrichment Classes
  - Language & Performing Arts
  - Math & Physical Education
  - Art and Technology
- \* Under the Sea Time-Intervention
- \* 64 students recognized for perfect attendance by Trimesters
- \* 63 Students recognized for All Year Great Employability Skills
- \* Everyday All Day Kindergarten
- \* Numerous Field Trips
- \* Students published in the Bay City Times
- \* Student Art Displays in Community
- \* Snow Smart Program
- \* School Garden
- \* Participate in Lights for Learning
- \* Career Explorations
- \* Float in the Christmas Parade
- \* Full Computer Lab, Notebooks and Computer Pods in all Classrooms
- \* Numerous Family Activities

**Cedar Lake Elementary Demographics**

Economic Disadvantaged: 67%  
 District: 63.2%  
 Special Education Population: 24.5% (includes Speech and Language)  
 English Second Language Students: 1 student  
 Ethnic:  
     Native American      2%  
     Mexican American    3%  
     Native Hawaiian     2%  
     Asian                   3%  
     Black                   5%  
     White                   85%  
 Homeless Population    0 students

Average Daily Attendance:      93.3%  
 Truancy Referrals: 6%

**Cedar Lake Elementary is a Safe School!**  
 Cedar Lake had 0 reportable discipline incidents.

We are using a Positive Behavior approach—  
**Be Respectful; Be Responsible; Be Safe**

**Staff Demographics:**

Preschool:	3 teachers
Kindergarten:	4 teachers
1 <sup>st</sup> Grade:	4 teachers
2 <sup>nd</sup> Grade:	4 teachers
Literacy Intervention Teacher:	1 teacher
Math Intervention Teacher:	.5 teacher
Reading Coach:	.5 teacher
Special Education Teachers:	1.6 teachers
Speech & Language Therapist:	1 teacher
Enrichment Teachers:	3 teachers
Paraprofessionals:	4.5 staff
Secretary:	1
Dietary:	2 staff
Custodian:	1
School Success	.5
Principal:	1

Student to Teacher ratio for 08/09 was 14 to 1.  
 Median years of teaching experience for Cedar Lake Elementary is 14 years experience. We are very proud of the Cedar Lake Elementary Staff!

**School Improvement Goals:**

1. **As a result of increased Language Arts skills, students will show continuous increase in academic success in all content areas: Reading, Writing, Science and Social Studies.**
  - The percentage of students reading on grade level will increase by 10% yearly for three consecutive years.
  - The percentage of students who are proficient writers will increase by 10% for three consecutive years.
  - 80% of the students at Cedar Lake will score at the proficient level on the NWEA MAP Science Assessment.

Oscoda Area Schools  
 Cedar Lake Elementary



Cedar Lake Elementary's Mission is to provide all students with a quality instructional environment that encourages continuous progress.

- ✚ **We believe** the school, family and community work together in providing a positive learning experience for a well-rounded child.
- ✚ **We believe** that continuous progress is promoted in the areas of academics, technology, fitness education, arts, personal, social and emotional growth of the student.



**Cedar Lake Elementary**  
**989-739-5491**  
[www.oscodaschools.org](http://www.oscodaschools.org)

- 80% of the students at Cedar Lake will score at the proficient level on Grade Level Curriculum Assessments in Social Studies.

**2. Students will show continuous increase in academic success in Mathematics.**

- The percentage of students successful in Math will increase by 10% yearly for the next three consecutive years.
- Each grade level will show an average of one year's growth, as determined by Grade Level Curriculum Assessments.

**DATA:**

**Education Yes Report and AYP**

Composite Grade	B
English Language Arts	D
Mathematics	B
Achievement Subtotal	C
Indicators of Performance	A
AYP Status	Met AYP

**READING LEVEL DATA:**

	At or above grade level	Average Reading Level	Average Gain
	May	May	May
Kgtn.	45%	0.5	0.5
1st	73%	2.2	1.3
2nd	70%	3.0	1.5

**KINDERGARTEN DIBELS DATA:**

	Initial sound Fluency	Letter Name Fluency	Sound Fluency	Nonsense Word
Low Risk	88%	83%	92%	77%
Emerging	11%	4%	3%	2%
At Risk	1%	13%	4%	20%

**FIRST GRADE DIBELS DATA:**

	Initial sound Fluency	Phoneme Sound Fluency	Nonsense Word Fluency	Oral Reading Fluency
Low Risk	44%	98%	91%	48%
Emerging	33%	2%	5%	20%
At Risk	23%	0%	5%	31%

**SECOND GRADE DIBELS DATA:**

	Nonsense Word Fluency	Oral Reading Fluency
Low Risk	28%	53%
Emerging	47%	12%
At Risk	24%	35%

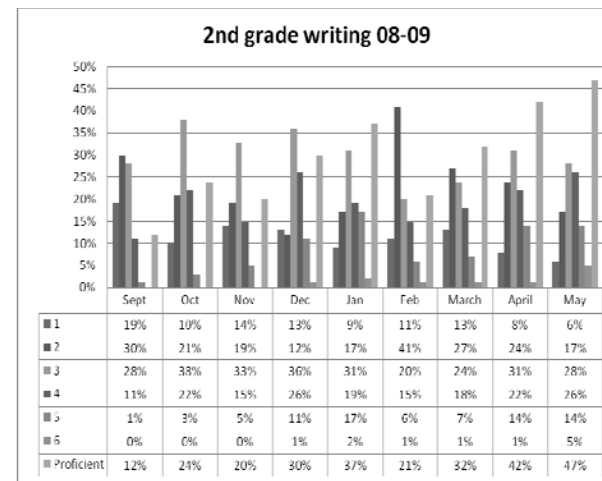
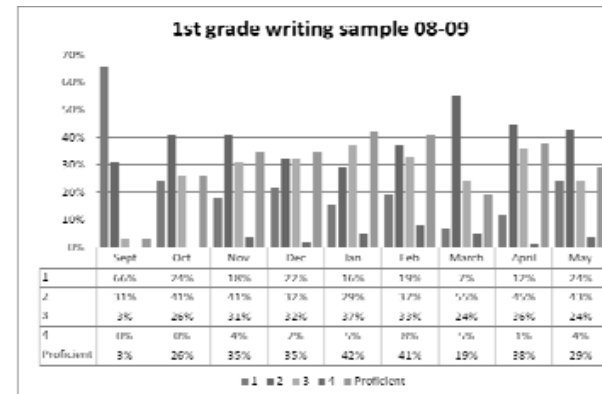
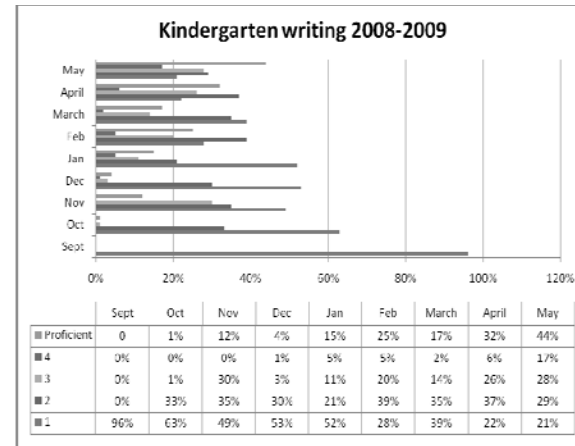
**NWEA DATA:**

Grade	Reading % Proficient	Math % Proficient	Science % Median
2	68.5%	85.4%	35.6%

**MEAP DATA:**

	2007	2008	Change	State
3 <sup>rd</sup> Grade				
Reading	67	82	+15	86
Total ELA	57	74	+17	83
Writing	28	44	+16	61
Math	78	76	-2	92

**WRITING DATA:**



**Professional Development**

Teachers and instructional paraprofessionals at Cedar Lake participate in many high quality professional development opportunities throughout the year. Student progress monitored through various testing, such as, MEAP and authentic curriculum assessments. The Professional Development plan for Cedar Lake was based on input from the total staff and finalized through the School Improvement Team. This plan fit into the District wide plan as well. All of Cedar Lake's Professional Development was linked specifically to our School Improvement Goals. 100% of the Cedar Lake Staff participated in professional development this year. Training included: DIBELS; Assessment Data; Writing Strategies; Enrichment Collaboration; Math Strategies; FERPA, Blood Borne Pathogens; Sexual Harassment; Online Grading Program, Technology Integration and Scientifically Researched Based.

**Parent Involvement**

Parent Teacher conference Attendance

Fall	Winter	Spring
95%	90%	95%

Parent Activities:

Open House Dinner, Annual Meeting & Get Acquainted
Absolutely Incredible Kid Day—Writing Activity
Parent Teacher Conferences
Soup In A Bag—Reading Activity
Seasons Readings—Reading Activity
Math and Science Night—Activities
I Spy Art Exhibit
Christmas Program
Walk to School Day
Classroom Activities and Field Trips
Lights for Learning
2 <sup>nd</sup> Gr. Transition to 3 <sup>rd</sup> Grade Dinner
Preschool, Kindergarten, First Grade Transition to Cedar Lake Dinner and Open House
Breakfast and Books

**We are fortunate to have numerous volunteers and supportive parents throughout the school year.**