




On-Line Educational Development Plan (EDP)

A Guide to Parent Access to Grades, Attendance and much more..



Oscoda Area Schools
3550 River Road
Oscoda, MI 48750
Phone: (989) 739-2033
www.oscodaschools.org

If you have any questions, feel free to contact either the Principal or Secretary at any of the buildings:

Cedar Lake Elementary.....739-5491

Glennie Elementary.....735-2261

Richardson Elementary Middle.....739-9173

Oscoda High School 739-9121

What is an EDP ... (Education Development Plan)

An Educational Development Plan (EDP) is a plan of action in which students identify/record career goals and an educational pathway to achieve them. EDP's will include students' career pathway choices, careers they are interested in and four-year plans for classes that will assist them in entering those careers. The EDP will also be a place for students to store work information, participation in extra-curricular activities, and volunteer service. Students can revisit their EDP's each year or at any time to make adjustments.

Parents and Students both have access to their EDP's via the web. Parents can view their Student EDP (Education Development Plan) information, along with access to all current and past year Academic Information — Including Schedule and Grades/Homework information.

****IMPORTANT NOTE****

We encourage you to change your password after the first time you access your parent account. Your password must contain at least 6 characters and should be a combination of letters and numbers.



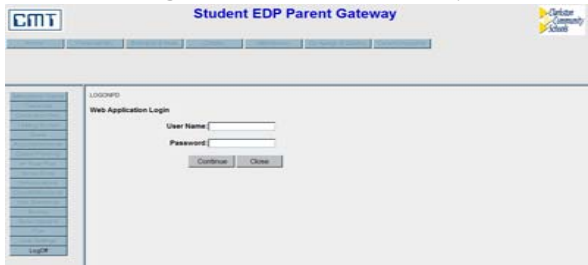
Together we're a powerful team...

How to use the Parent Access of the EDP...

First you must sign and return the Parent Access EDP- User Agreement to activate your user id and password. You can then access the account through the following address:

<http://www.oscodaschools.org>

And clicking the "Parent Gateway" link.



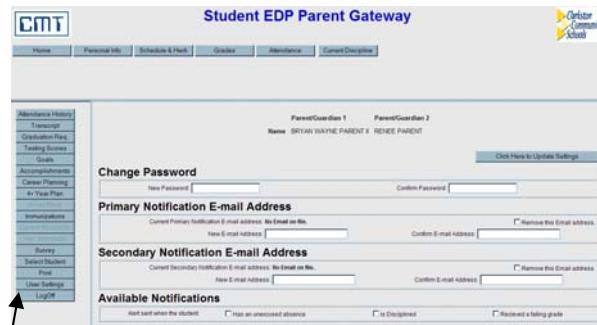
After you are logged in, you will have access to your child(ren)'s information. Just click on the button of the child you wish to preview.

You will be able to see current year information, which is along the top bar. This information is read only, no updates can be made. You will see the current year's Personal Information, Schedule & Homework, Grades, Attendance & Discipline.

You will also be able to look at past information, which can be accessed by the left side tool bar. Such items as; Attendance History, Transcripts, Graduation Requirement Status, Testing Scores, Student Goals, Accomplishments, Career Planning, 5 Year Plan, and Scrap Book Information.

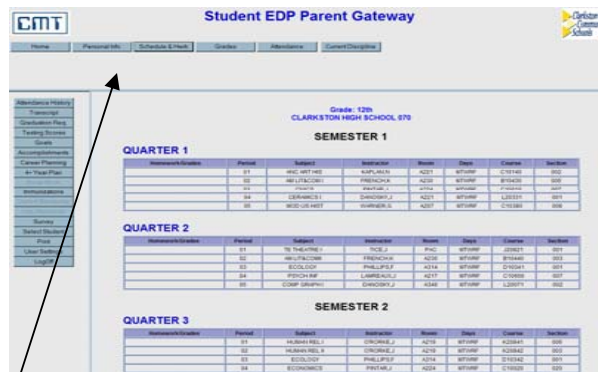
The following are screen shots and directions of how to navigate through the EDP and an explanation of the information.

User Settings...



One of the first options you may want to set-up are the User Settings. You can change your password, fill in your email addresses, and set automatic notifications to be sent to you through email on the following incidents: Unexcused Absence, Discipline, or Receiving a Failing Grade.

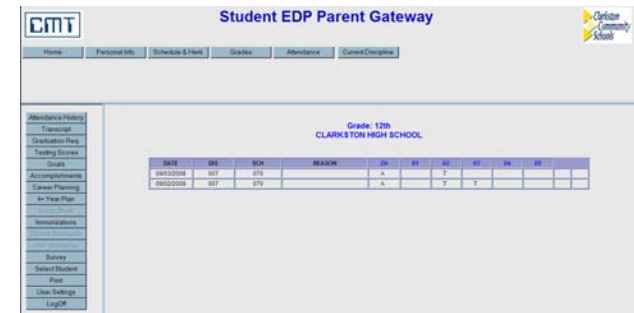
Current Year Info...



Buttons along the top of the screen will be current year information on file for your student: Personal Information, Schedule & Homework, Grades (Quarterly), Attendance, & Current Discipline. Click on the button and you will be able to view the most up-to-date information.

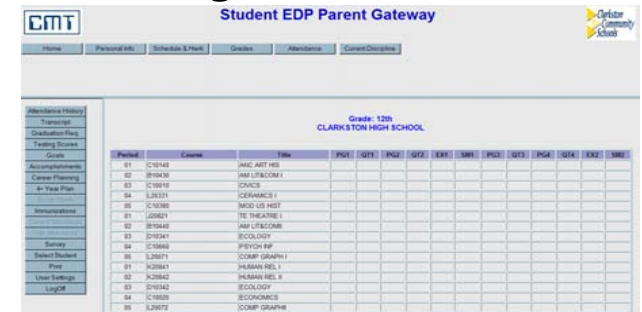
****See Important Note on Back Cover.****

Daily Attendance...



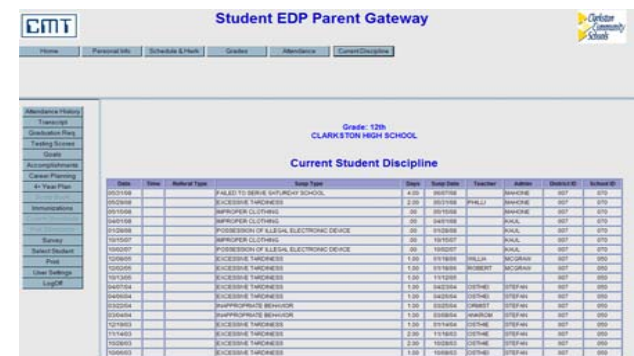
Know your student's daily attendance as soon as it is recorded by the teacher with instant automatic updates

Marking Period Grades...



Access to your student's Marking Period Grades before you get the report card.

Student Discipline...



Monitor your student's behavior in school.